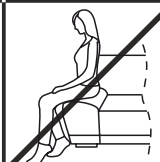


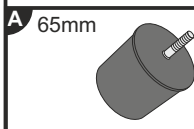


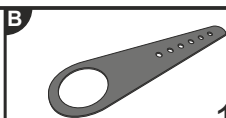
**2X****10 MIN****130kg  
MAX**

(D) AUFBAUANLEITUNG  
 (NL) HANDLEIDING VOOR DE MONTAGE  
 (TR) MONTAJ TALIMATI  
 (RO) INSTRUCIUNI DE ASAMBLARE  
 (F) INSTRUCTION D'ASSEMBLAGE  
 (CZ) POKYNY K MONTÁŽI  
 (BG) ИНСТРУКЦИИ ЗА МОНТАЖ  
 (HR) NAPUTCI ZA MONTAŽU  
 (E) INSTRUCCIONES DE MONTAJE

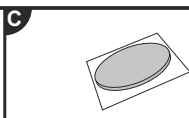
(GB) ASSEMBLY INSTRUCTIONS  
 (PL) INSTRUKCJA MONTAŻU  
 (RU) Инструкция по монтажу  
 (I) PROCEDURA DI ASSEMBLAGGIO  
 (SK) POKYNY K MONTÁŽI  
 (HU) KÖZGYŰLÉS UTASÍTÁSOK  
 (SLO) ASSEMBLY INSTRUCTIONS  
 (S) MONTERINGSANVISNING  
 (LT) DIEGIMO INSTRUKCIJOS

MODEL **"COLOSSEO"****2HT LI RVM****2HT RE RVM****1/2**

4x

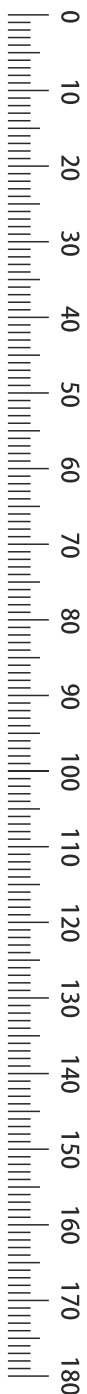
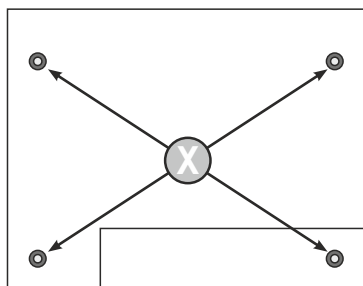
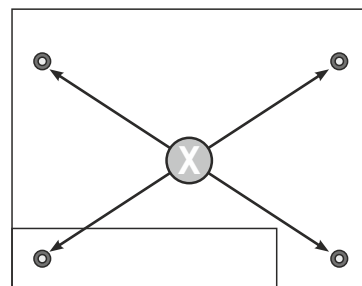
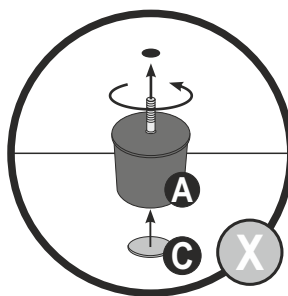
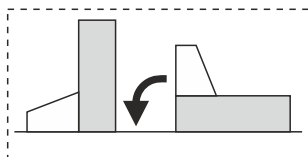
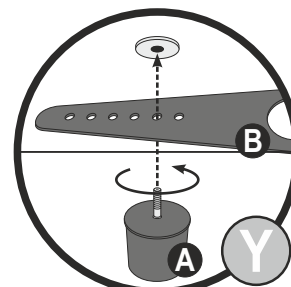
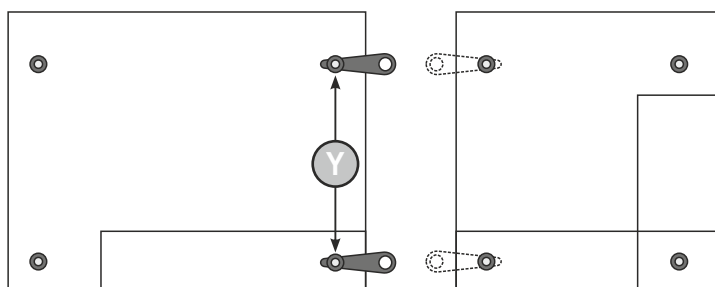
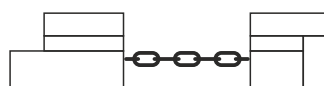
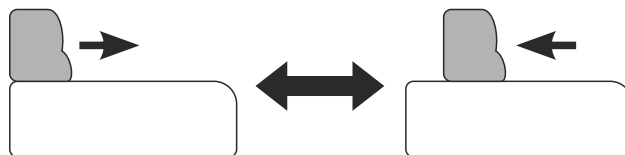
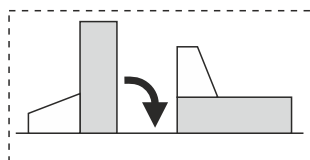


1x



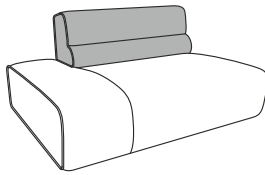
4x

HARDWARE BAG / SACHET MATÉRIEL / ZUBEHÖRBEUTEL / SACCHETTI MATERIALE / BOLSA DE MATERIALES / WOREK MATERIALOWY

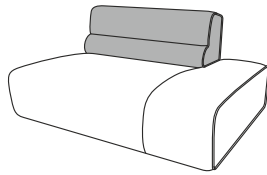
**1****2HT LI****2HT RE****2****3**

<b>2X</b>	<b>10 MIN</b>				<b>130kg MAX</b>	<b>(D)</b> AUFBAUANLEITUNG <b>(NL)</b> HANDLEIDING VOOR DE MONTAGE <b>(TR)</b> MONTAJ TALIMATI <b>(RO)</b> INSTRUCȚIUNI DE ASAMBLARE <b>(F)</b> INSTRUCTION D'ASSEMBLAGE <b>(CZ)</b> POKYNY K MONTÁŽI <b>(BG)</b> ИНСТРУКЦИИ ЗА МОНТАЖ <b>(HR)</b> NAPUTCI ZA MONTAŽU <b>(E)</b> INSTRUCCIONES DE MONTAJE	<b>(GB)</b> ASSEMBLY INSTRUCTIONS <b>(PL)</b> INSTRUKCJA MONTAŻU <b>(RU)</b> Инструкция по монтажу <b>(I)</b> PROCEDURA DI ASSEMBLAGGIO <b>(SK)</b> POKYNY K MONTÁŽI <b>(HU)</b> KÖZGYŰLÉS UTASÍTÁSOK <b>(SLO)</b> ASSEMBLY INSTRUCTIONS <b>(S)</b> MONTERINGSANVISNING <b>(LT)</b> DIEGIMO INSTRUKCIJOS
-----------	---------------	--	--	--	------------------	---	--

MODEL "COLOSSEO"



2HT LI RVM



2HT RE RVM

2/2

<b>A</b> 65mm 4x	<b>B</b> 1x	<b>C</b> 4x
---------------------	----------------	----------------

HARDWARE BAG / SACHET MATÉRIEL / ZUBEHÖRBEUTEL / SACCHETTI MATERIALE / BOLSA DE MATERIALES / WOREK MATERIALOWY

**4**

**5**

| Le produit destiné à un usage domestique.  
 | Après assemblage de ce produit, il est conseillé d'aérer régulièrement la pièce pendant.  
 | The product is intended for domestic use.  
 | After assembling this product, it is advisable to ventilate the room regularly for a few days.

<p><b>FR</b> Pensez à donner ou recycler.</p>	Association	<p>ou</p> Magasin	<p>ou</p> Déchèterie	<p><b>LE TRI + FACILE</b></p>	BAC DE TRI
---	-------------	-------------------	----------------------	-------------------------------	------------

2X

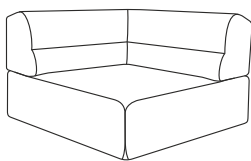
10 MIN



- (D) AUFBAUANLEITUNG
- (NL) HANDLEIDING VOOR DE MONTAGE
- (TR) MONTAJ TALIMATI
- (RO) INSTRUCTIUNI DE ASAMBLARE
- (F) INSTRUCTION D'ASSEMBLAGE
- (CZ) POKYNY K MONTÁŽI
- (BG) ИНСТРУКЦИИ ЗА МОНТАЖ
- (HR) NAPUTCI ZA MONTAŽU
- (E) INSTRUCCIONES DE MONTAJE

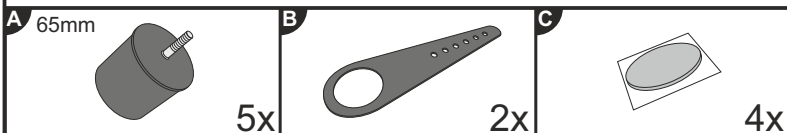
- (GB) ASSEMBLY INSTRUCTIONS
- (PL) INSTRUKCJA MONTAŻU
- (RU) Инструкция по монтажу
- (I) PROCEDURA DI ASSEMBLAGGIO
- (SK) POKYNY K MONTÁŽI
- (HU) KÖZGYŰLÉS UTASÍTÁSOK
- (SLO) ASSEMBLY INSTRUCTIONS
- (S) MONTERINGSANVISNING
- (LT) DIEGIMO INSTRUKCIJOS

MODEL "COLOSSEO"

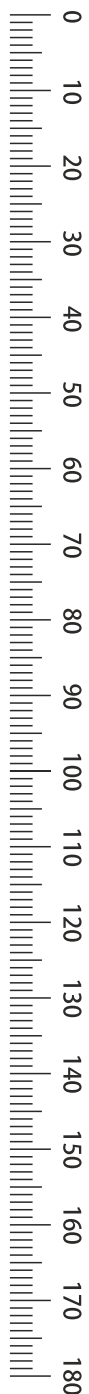


ECKE

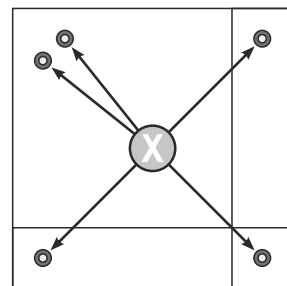
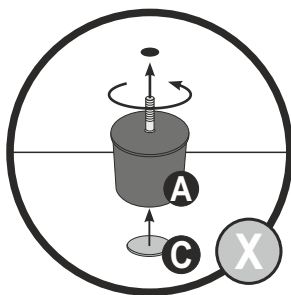
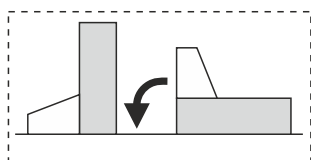
1/2



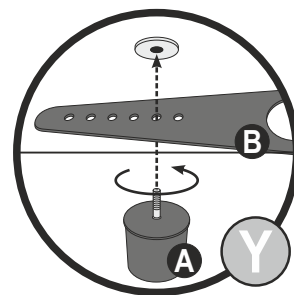
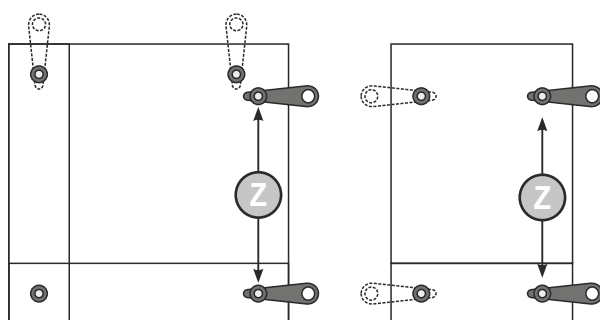
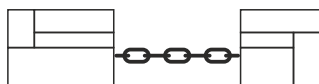
HARDWARE BAG / SACHET MATÉRIEL / ZUBEHÖRBEUTEL / SACCHETTI MATERIALE / BOLSA DE MATERIALES / WOREK MATERIALOWY



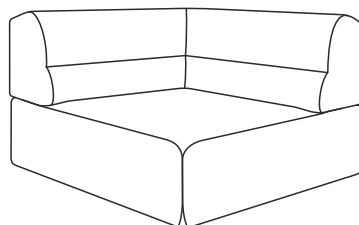
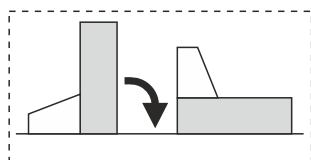
1



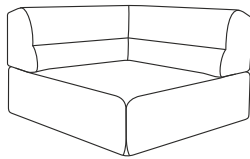
2



3



<b>2X</b>	<b>10 MIN</b>					<b>(D)</b> AUFBAUANLEITUNG <b>(NL)</b> HANDLEIDING VOOR DE MONTAGE <b>(TR)</b> MONTAJ TALIMATI <b>(RO)</b> INSTRUCTIUNI DE ASAMBLARE <b>(F)</b> INSTRUCTION D'ASSEMBLAGE <b>(CZ)</b> POKYNY K MONTÁŽI <b>(BG)</b> ИНСТРУКЦИИ ЗА МОНТАЖ <b>(HR)</b> NAPUTCI ZA MONTAŽU <b>(E)</b> INSTRUCCIONES DE MONTAJE	<b>(GB)</b> ASSEMBLY INSTRUCTIONS <b>(PL)</b> INSTRUKCJA MONTAŻU <b>(RU)</b> Инструкция по монтажу <b>(I)</b> PROCEDURA DI ASSEMBLAGGIO <b>(SK)</b> POKYNY K MONTÁŽI <b>(HU)</b> KÖZGYŰLÉS UTASÍTÁSOK <b>(SLO)</b> ASSEMBLY INSTRUCTIONS <b>(S)</b> MONTERINGSANVISNING <b>(LT)</b> DIEGIMO INSTRUKCIJOS
MODEL <b>"COLOSSEO"</b>							



**ECKE**

2/2

<b>A</b> 65mm 5x	<b>B</b> 2x	<b>C</b> 4x
---------------------	----------------	----------------

HARDWARE BAG / SACHET MATÉRIEL / ZUBEHÖRBEUTEL / SACCHETTI MATERIALE / BOLSA DE MATERIALES / WOREK MATERIALOWY

0  
10  
20  
30  
40  
50  
60  
70  
80  
90  
100  
110  
120  
130  
140  
150  
160  
170  
180

**3**

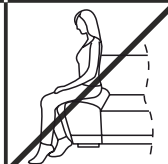
**4**

| Le produit destiné à un usage domestique.  
 | Après assemblage de ce produit, il est conseillé d'aérer régulièrement la pièce pendant.  
 | The product is intended for domestic use.  
 | After assembling this product, it is advisable to ventilate the room regularly for a few days.

<p><b>FR</b> Pensez à donner ou recycler.</p>	Association	<p>ou</p> Magasin	<p>ou</p> Déchèterie	<p><b>LE TRI + FACILE</b></p>	BAC DE TRI
---	-------------	-------------------	----------------------	-------------------------------	------------

2X

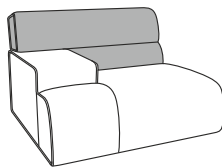
10 MIN



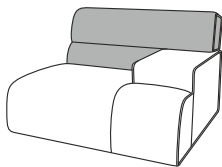
- (D) AUFBAUANLEITUNG
- (NL) HANDLEIDING VOOR DE MONTAGE
- (TR) MONTAJ TALIMATI
- (RO) INSTRUCTIUNI DE ASAMBLARE
- (F) INSTRUCTION D'ASSEMBLAGE
- (CZ) POKYNY K MONTÁŽI
- (BG) ИНСТРУКЦИИ ЗА МОНТАЖ
- (HR) NAPUTCI ZA MONTAŽU
- (E) INSTRUCCIONES DE MONTAJE

- (GB) ASSEMBLY INSTRUCTIONS
- (PL) INSTRUKCJA MONTAŻU
- (RU) Инструкция по монтажу
- (I) PROCEDURA DI ASSEMBLAGGIO
- (SK) POKYNY K MONTÁŽI
- (HU) KÖZGYŰLÉS UTASÍTÁSOK
- (SLO) ASSEMBLY INSTRUCTIONS
- (S) MONTERINGSANVISNING
- (LT) DIEGIMO INSTRUKCIJOS

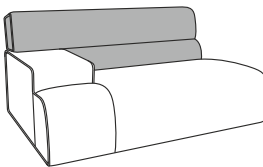
MODEL "COLOSSEO"



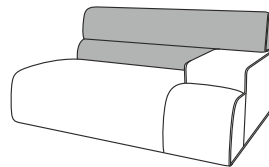
ELT70 LI RVM



ELT70 RE RVM

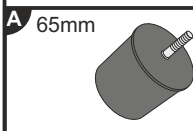


ELT105 LI RVM

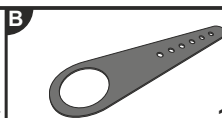


ELT105 RE RVM

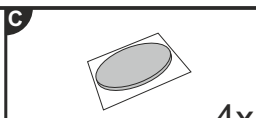
1/2



4x

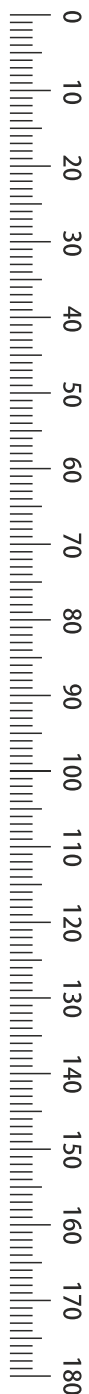


1x

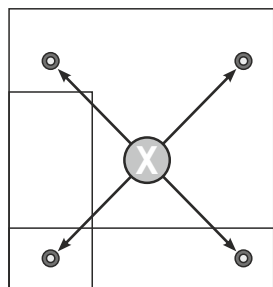


4x

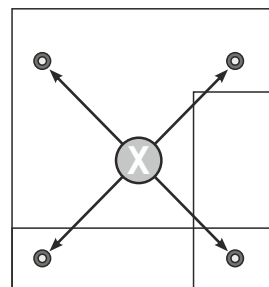
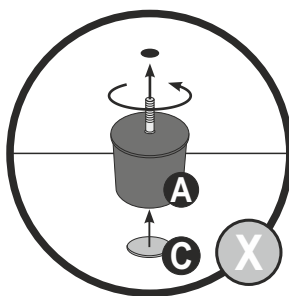
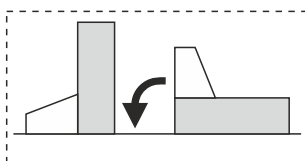
HARDWARE BAG / SACHET MATÉRIEL / ZUBEHÖRBEUTEL / SACCHETTI MATERIALE / BOLSA DE MATERIALES / WOREK MATERIALOWY



1

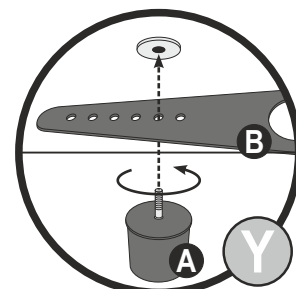
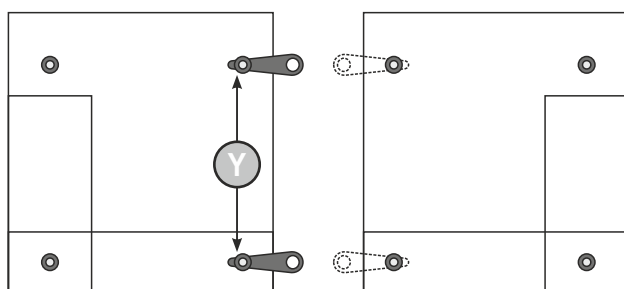


ELT LI

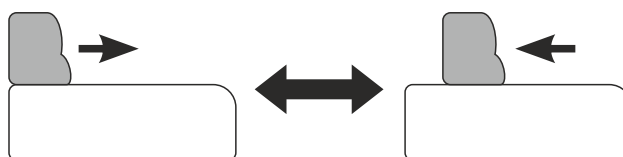

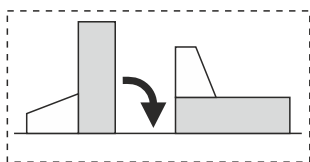


ELT RE

2



3



<b>2X</b>	<b>10 MIN</b>					<b>D</b> AUFBAUANLEITUNG	<b>GB</b> ASSEMBLY INSTRUCTIONS
				<b>NL</b> HANDLEIDING VOOR DE MONTAGE	<b>PL</b> INSTRUKCJA MONTAŻU	<b>RU</b> ИНСТРУКЦИЯ ПО МОНТАЖУ	<b>PL</b> INSTRUKCJA MONTAŻU
				<b>TR</b> MONTAJ TALIMATI	<b>RU</b> Инструкция по монтажу	<b>I</b> PROCEDURA DI ASSEMBLAGGIO	<b>RU</b> Инструкция по монтажу
				<b>RO</b> INSTRUCȚIUNI DE ASAMBLARE	<b>I</b> PROCEDURA DI ASSEMBLAGGIO	<b>SK</b> POKYNY K MONTÁŽI	<b>SK</b> POKYNY K MONTÁŽI
				<b>F</b> INSTRUCTION D'ASSEMBLAGE	<b>SK</b> POKYNY K MONTÁŽI	<b>HU</b> KÖZGYŰLÉS UTASÍTÁSOK	<b>HU</b> KÖZGYŰLÉS UTASÍTÁSOK
				<b>CZ</b> POKYNY K MONTÁŽI	<b>SLO</b> ASSEMBLY INSTRUCTIONS	<b>S</b> MONTERINGSANVISNING	<b>SLO</b> ASSEMBLY INSTRUCTIONS
				<b>BG</b> ИНСТРУКЦИИ ЗА МОНТАЖ	<b>S</b> MONTERINGSANVISNING	<b>LT</b> DIEGIMO INSTRUKCIJOS	<b>S</b> MONTERINGSANVISNING
				<b>HR</b> NAPUTCI ZA MONTAŽU	<b>LT</b> DIEGIMO INSTRUKCIJOS		<b>LT</b> DIEGIMO INSTRUKCIJOS
				<b>E</b> INSTRUCCIONES DE MONTAJE			

MODEL "COLOSSEO"

designwerk

FIRST CLASS LIVING

**ELT70 LI RVM**

**ELT70 RE RVM**

**ELT105 LI RVM**

**ELT105 RE RVM**

2/2

<b>A</b> 65mm 4x	<b>B</b> 1x	<b>C</b> 4x
---------------------	----------------	----------------

HARDWARE BAG / SACHET MATÉRIEL / ZUBEHÖRBEUTEL / SACCHETTI MATERIALE / BOLSA DE MATERIALES / WOREK MATERIALOWY

0

10

20

30

40

50

60

70

80

90

100

110

120

130

140

150

160

170

180

**4**

---

50

60

70

80

90

100

110

120

130

140

150

160

170

180

**5**

Le produit destiné à un usage domestique.  
 Après assemblage de ce produit, il est conseillé d'aérer régulièrement la pièce pendant.

The product is intended for domestic use.  
 After assembling this product, it is advisable to ventilate the room regularly for a few days.

**FR**

Pensez à donner ou recycler.

Association

ou

Magasin

ou

Déchèterie

**LE TRI + FACILE**

BAC DE TRI

2X

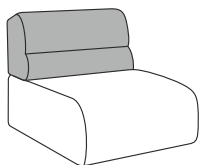
10 MIN



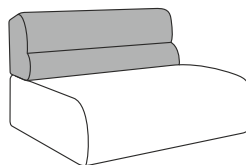
- (D) AUFBAUANLEITUNG
- (NL) HANDLEIDING VOOR DE MONTAGE
- (TR) MONTAJ TALIMATI
- (RO) INSTRUCIUNI DE ASAMBLARE
- (F) INSTRUCTION D'ASSEMBLAGE
- (CZ) POKYNY K MONTÁŽI
- (BG) ИНСТРУКЦИИ ЗА МОНТАЖ
- (HR) NAPUTCI ZA MONTAŽU
- (E) INSTRUCCIONES DE MONTAJE

- (GB) ASSEMBLY INSTRUCTIONS
- (PL) INSTRUKCJA MONTAŻU
- (RU) Инструкция по монтажу
- (I) PROCEDURA DI ASSEMBLAGGIO
- (SK) POKYNY K MONTÁŽI
- (HU) KÖZGYŰLÉS UTASÍTÁSOK
- (SLO) ASSEMBLY INSTRUCTIONS
- (S) MONTERINGSANVISNING
- (LT) DIEGIMO INSTRUKCIJOS

MODEL "COLOSSEO"

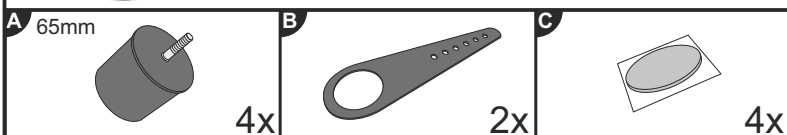


ELT70

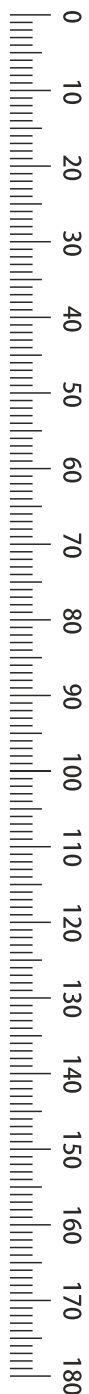


ELT105

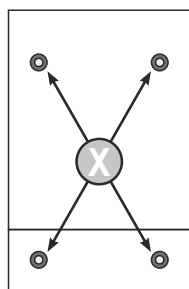
1/2



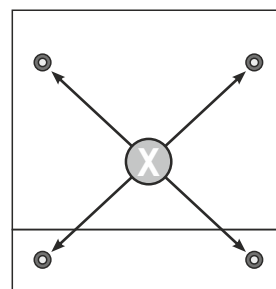
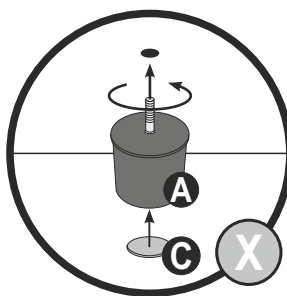
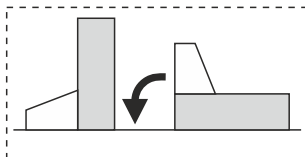
HARDWARE BAG / SACHET MATÉRIEL / ZUBEHÖRBEUTEL / SACCHETTI MATERIALE / BOLSA DE MATERIALES / WOREK MATERIALOWY



1

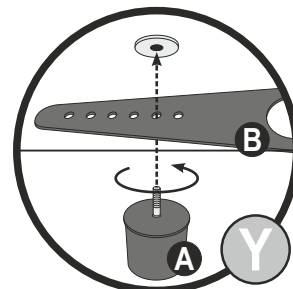
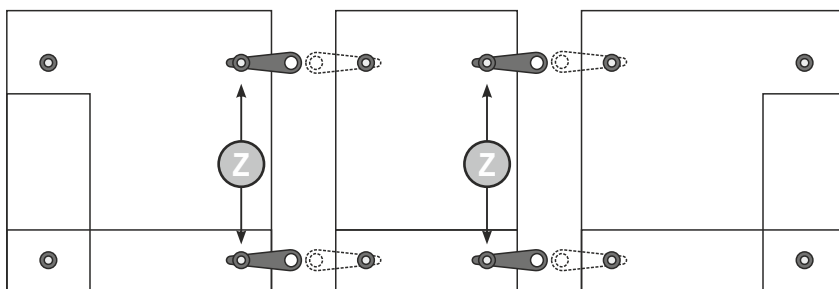
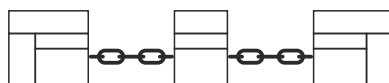


ELT70

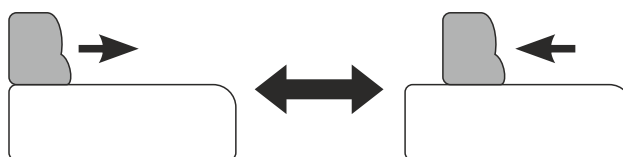
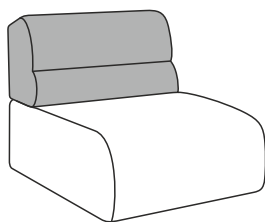
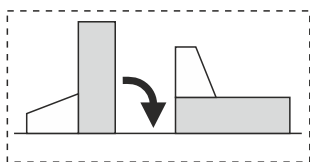


ELT105

2



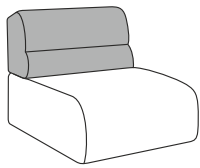
3



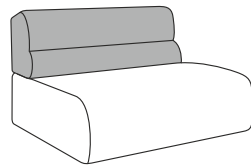


<b>2X</b>	<b>10 MIN</b>					<b>D</b> AUFBAUANLEITUNG	<b>GB</b> ASSEMBLY INSTRUCTIONS
						<b>NL</b> HANDLEIDING VOOR DE MONTAGE	<b>PL</b> INSTRUKCJA MONTAŻU
						<b>TR</b> MONTAJ TALIMATI	<b>RU</b> Инструкция по монтажу
						<b>RO</b> INSTRUCTIUNI DE ASAMBLARE	<b>I</b> PROCEDURA DI ASSEMBLAGGIO
						<b>F</b> INSTRUCTION D'ASSEMBLAGE	<b>SK</b> POKYNY K MONTÁŽI
						<b>CZ</b> POKYNY K MONTÁŽI	<b>HU</b> KÖZGYŰLÉS UTASÍTÁSOK
						<b>BG</b> ИНСТРУКЦИИ ЗА МОНТАЖ	<b>SLO</b> ASSEMBLY INSTRUCTIONS
						<b>HR</b> NAPUTCI ZA MONTAŽU	<b>S</b> MONTERINGSANVISNING
						<b>E</b> INSTRUCCIONES DE MONTAJE	<b>LT</b> DIEGIMO INSTRUKCIJOS

MODEL "COLOSSEO"



ELT70



ELT105

2/2

<b>A</b> 65mm 4x	<b>B</b> 2x	<b>C</b> 4x
---------------------	----------------	----------------

HARDWARE BAG / SACHET MATÉRIEL / ZUBEHÖRBEUTEL / SACCHETTI MATERIALE / BOLSA DE MATERIALES / WOREK MATERIALOWY

0  
10  
20  
30  
40  
50  
60  
70  
80  
90  
100  
110  
120  
130  
140  
150  
160  
170  
180

**3**

**4**

Le produit destiné à un usage domestique.  
Après assemblage de ce produit, il est conseillé d'aérer régulièrement la pièce pendant.

The product is intended for domestic use.  
After assembling this product, it is advisable to ventilate the room regularly for a few days.

**FR**

Pensez à donner ou recycler.

Association ou Magasin ou Déchèterie

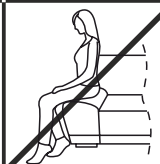
**LE TRI + FACILE**

BAC DE TRI



2X

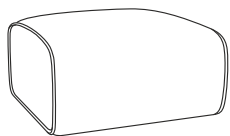
10 MIN



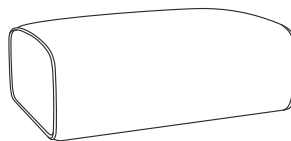
- (D) AUFBAUANLEITUNG
- (NL) HANDLEIDING VOOR DE MONTAGE
- (TR) MONTAJ TALIMATI
- (RO) INSTRUCIUNI DE ASAMBLARE
- (F) INSTRUCTION D'ASSEMBLAGE
- (CZ) POKYNY K MONTÁŽI
- (BG) ИНСТРУКЦИИ ЗА МОНТАЖ
- (HR) NAPUTCI ZA MONTAŽU
- (E) INSTRUCCIONES DE MONTAJE

- (GB) ASSEMBLY INSTRUCTIONS
- (PL) INSTRUKCJA MONTAŻU
- (RU) Инструкция по монтажу
- (I) PROCEDURA DI ASSEMBLAGGIO
- (SK) POKYNY K MONTÁŽI
- (HU) KÖZGYŰLÉS UTASÍTÁSOK
- (SLO) ASSEMBLY INSTRUCTIONS
- (S) MONTERINGSANVISNING
- (LT) DIEGIMO INSTRUKCIJOS

MODEL "COLOSSEO"

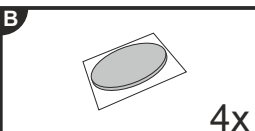
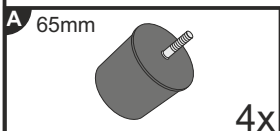


HOCKER

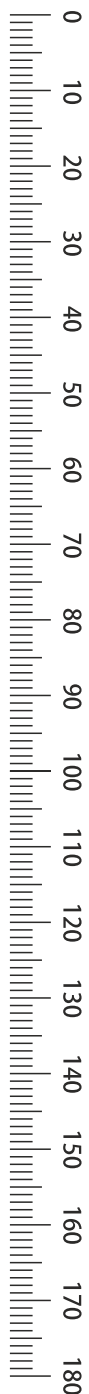


MEGAHOCKER

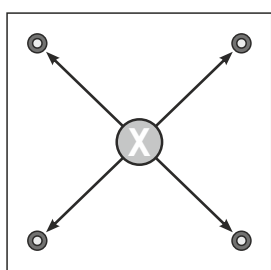
1/1



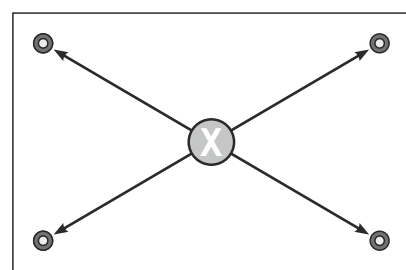
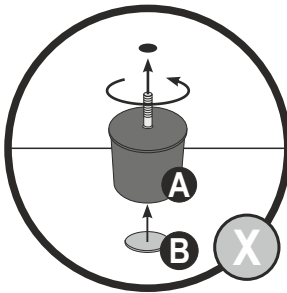
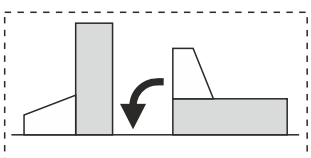
HARDWARE BAG / SACHET MATÉRIEL / ZUBEHÖRBEUTEL / SACCHETTI MATERIALE / BOLSA DE MATERIALES / WOREK MATERIALOWY



1

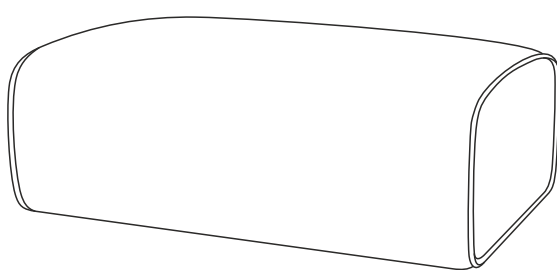

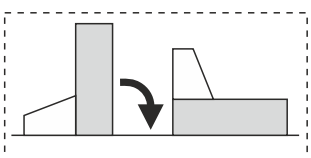


HOCKER



MEGAHOCKER

2



Le produit destiné à un usage domestique.  
 Après assemblage de ce produit, il est conseillé d'aérer régulièrement la pièce pendant.

The product is intended for domestic use.  
 After assembling this product, it is advisable to ventilate the room regularly for a few days.



FR Pensez à donner ou recycler.



Association ou Magasin ou Déchèterie

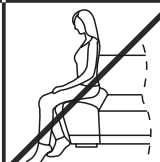


LE TRI + FACILE



2X

10 MIN




130kg  
MAX


- (D) AUFBAUANLEITUNG
- (NL) HANDLEIDING VOOR DE MONTAGE
- (TR) MONTAJ TALIMATI
- (RO) INSTRUCIUNI DE ASAMBLARE
- (F) INSTRUCTION D'ASSEMBLAGE
- (CZ) POKYNY K MONTÁŽI
- (BG) ИНСТРУКЦИИ ЗА МОНТАЖ
- (HR) NAPUTCI ZA MONTAŽU
- (E) INSTRUCCIONES DE MONTAJE

- (GB) ASSEMBLY INSTRUCTIONS
- (PL) INSTRUKCJA MONTAŻU
- (RU) Инструкция по монтажу
- (I) PROCEDURA DI ASSEMBLAGGIO
- (SK) POKYNY K MONTÁŽI
- (HU) KÖZGYŰLÉS UTASÍTÁSOK
- (SLO) ASSEMBLY INSTRUCTIONS
- (S) MONTERINGSANVISNING
- (LT) DIEGIMO INSTRUKCIJOS

MODEL "COLOSSEO"

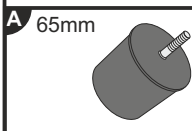


REC LI

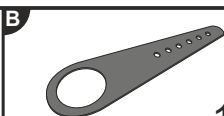


REC RE

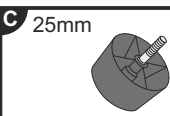
1/2



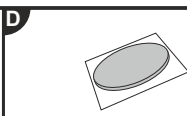
6x



1x

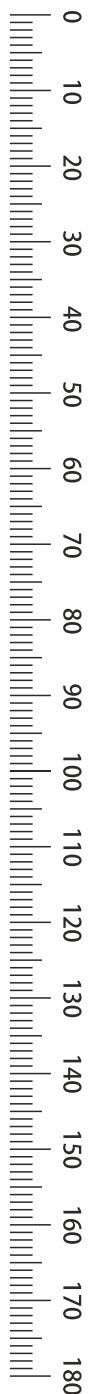


1x

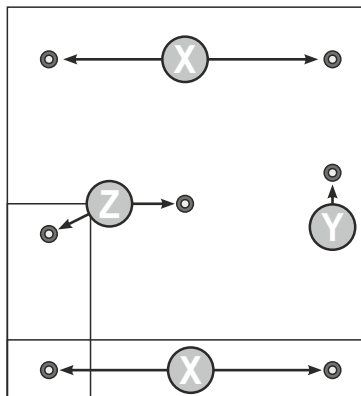
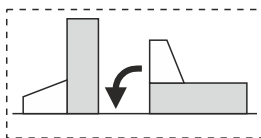


6x

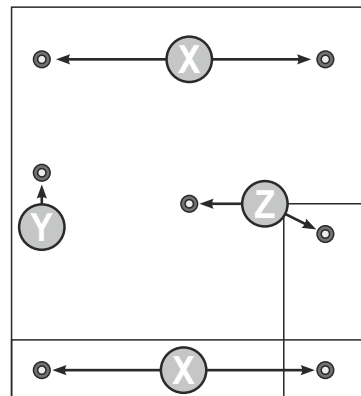
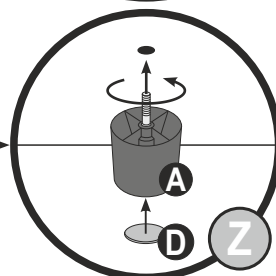
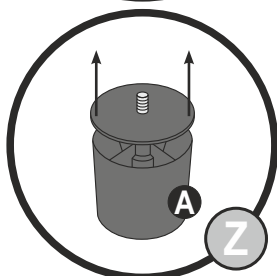
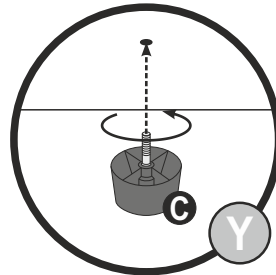
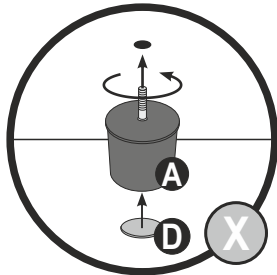
HARDWARE BAG / SACHET MATÉRIEL / ZUBEHÖRBEUTEL / SACCHETTI MATERIALE / BOLSA DE MATERIALES / WOREK MATERIALOWY



1

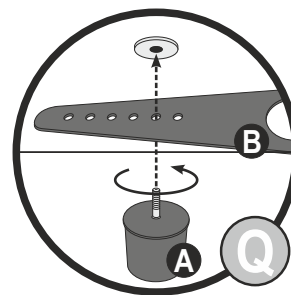
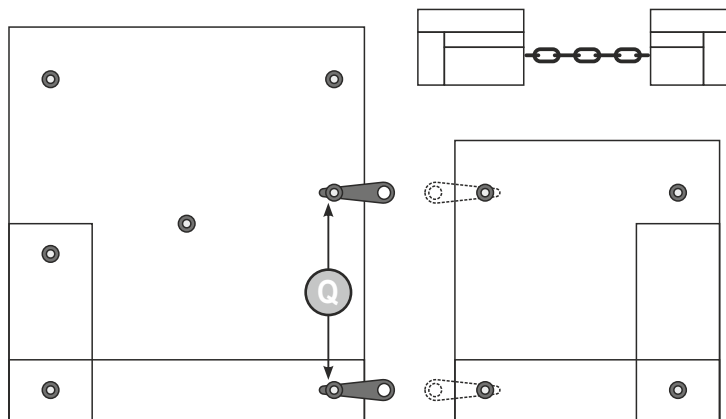


REC LI


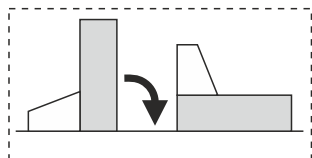


REC RE

2




3




<b>2X</b> 	<b>10 MIN</b> 		<b>130kg MAX</b> 	<b>D</b> AUFBAUANLEITUNG <b>NL</b> HANDLEIDING VOOR DE MONTAGE <b>TR</b> MONTAJ TALIMATI <b>RO</b> INSTRUCTIUNI DE ASAMBLARE <b>F</b> INSTRUCTION D'ASSEMBLAGE <b>CZ</b> POKYNY K MONTÁŽI <b>BG</b> ИНСТРУКЦИИ ЗА МОНТАЖ <b>HR</b> NAPUTCI ZA MONTAŽU <b>E</b> INSTRUCCIONES DE MONTAJE	<b>GB</b> ASSEMBLY INSTRUCTIONS <b>PL</b> INSTRUKCJA MONTAŻU <b>RU</b> Инструкция по монтажу <b>I</b> PROCEDURA DI ASSEMBLAGGIO <b>SK</b> POKYNY K MONTÁŽI <b>HU</b> KÖZGYŰLÉS UTASÍTÁSOK <b>SLO</b> ASSEMBLY INSTRUCTIONS <b>S</b> MONTERINGSANVISNING <b>LT</b> DIEGIMO INSTRUKCIJOS
---------------	-------------------	--	----------------------	---	--

MODEL "COLOSSEO"



REC LI



REC RE

2/2

<b>A</b> 65mm  6x	<b>B</b>  1x	<b>C</b> 25mm  1x	<b>D</b>  6x
-------------------------	--------------------	-------------------------	--------------------

HARDWARE BAG / SACHET MATÉRIEL / ZUBEHÖRBEUTEL / SACCHETTI MATERIALE / BOLSA DE MATERIALES / WOREK MATERIALOWY

**4**

**5**

| Le produit destiné à un usage domestique.  
 | Après assemblage de ce produit, il est conseillé d'aérer régulièrement la pièce pendant.  
 | The product is intended for domestic use.  
 | After assembling this product, it is advisable to ventilate the room regularly for a few days.

 <b>FR</b> Pensez à donner ou recycler.	Association	ou	Magasin	ou	Déchèterie		<b>LE TRI FACILE</b>	
---	-------------	----	---------	----	------------	--	----------------------	--